Clinical Team

DR. DEEPAK KUMAR
(CONSULTANT & HOD)
MBBS, MD (MEDICINE), DM (NEPHROLOGY)
MON - SAT | BY APPOINTMENT

DR. SANTOSH KUMAR
(HOD)
MBBS, MS, DNB (UROLOGY),
FMAS (LAPAROSCOPIC URO SURGERY)
MON - FRI | 9 AM - 4 PM

Dealing with all types of Surgical Problem of Kidney, Ureter, Urinary Bladder, Prostate and Male external

MEDIVERSAL Makes a Difference in Patient Care

- Early Diagnosis & Wellness
- Environment Friendly
- Access and Choice
- uivacyaQrCo
- venienc
- aPality
- Cost Effective
- Healthy & Vibrant Ambience
- High Tech

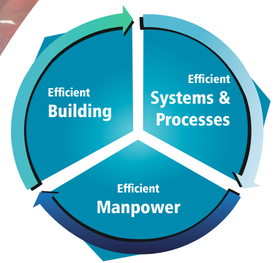

Patient Friendly

- Large patient rooms to provide separate zones for patient, care provider and staff
- Equipped to handle critical patients 24x7
- Designed to minimize patient transfers, hence reducing errors and injuries

Mediversal Multi Super Specialty Hospital
(A unit of Mediversal Healthcare Pvt. Ltd.)
#startupindia
Doctors' Colony (on 90ft Road), Kankarbagh, Patna-800020 | **Head office :** AE 132, Saltlake, Kolkata - 700064
Ph. No. : 0612-3500010/11/12/13/14/15 | Email : info@mediversal.in | Website: www.mediversal.in

MEDIVERSAL
Trust • Transparency • Care

Mediversal Institute of Renal Sciences

Bihar's
Most Advanced
Yet Affordable
Healthcare Unit

About Us

Mediversal Hospital is a unique healthcare facility that has state-of-the-art infrastructure to reach out to the maximum number of people at an affordable price. As a flagship project of Mediversal Group, the hospital has a set of specific visions - trustworthy, reliable, best healthcare support, affordable, and a conducive ecosystem for the doctors.

Mediversal Hospital Provides Following Services :

- Internal Medicine
- Cardiac Science
- Orthopedic & Joint Replacement
- Arthroscopy & Sports Medicine
- Paediatric Orthopedics & Spine Surgery
- Neuro & Spine Surgery
- Neuro Medicine
- Pulmonology & Chest Medicine
- General & Minimal Invasive Surgery
- Radiodiagnosis & Intervention Radiology
- Nephrology
- Urology
- Plastic Surgery
- Vascular & Endovascular Surgery
- Gastroenterology & Liver Diseases
- Critical Care (24x7)
- Cardiac Intensive Care Unit (24x7)
- Emergency & Trauma Care (24x7)
- Oral & Maxillofacial Surgery
- Dental & Cosmetic Surgery
- Pediatrics & Neonatology
- Anaesthesiology & Pain

Kidneys

Your Kidneys help maintain normal salt and water balance in our body by removing the liquid waste form the blood. In an adult of normal weight (60-65kg), about 1200m of blood flows through both the kidneys every minute (this is about 20-25% of heart output) Therefore, normal functioning of kidneys is critical for maintaining the

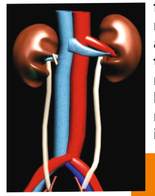

Symptoms of Kidney Disease

- Burning sensation while urinating
- Frequent and excessive urination (especially in the night time)
- Blood in the urine (brown or coffee color)
- Puffiness or oedema on face and body
- Hypertension (high blood pressure)
- Nausea and vomiting
- Loss of appetite
- Headache
- Anaemia
- Skin itching
- Lower back pain
- Physical weakness

The above symptoms/signs are given to you as a warning and should be used as general guideline only. Contact your doctor if you notice any of the above for further advice on investigation and treatment.

Kidney disease is detected only when you go for urine/blood checkup. A large number of patients with kidney disease are asymptomatic.

Doctor's advice is a must for any treatment.

Common Causes of Kidney Diseases

- Long standing diabetes
- Uncontrolled high blood pressure
- Chronic glomerulonephritis
- Nephrotic syndrome
- Nephritic syndrome
- Collagen vascular disease/autoimmune disorders
- Chronic infection of kidney pyelonephritis
- Polycystic kidney disease
- Frequent stone formation in urinary tract
- Enlarged prostate gland
- Excessive use of medicines over the years (mainly pain killers)
- Cancer of kidney, prostate & bladder

Conditions/Diseases that can be treated at the Mediversal Institute of Renal Sciences

- Nephritis
- Nephrotic Syndrome
- Kidney diseases arising from diabetes
- Hypertension, dysproteinemia,
- Polycystic kidney disease
- Renal failure (acute/chronic)
- Renal failure arising in ITU/ICCU
- Obstructive Uropathy
- Stone Disease
- Patients requiring kidney transplantation
- BPH
- Stricture Urethra

Facilities Available at **MEDIVE**

- Dialysis
- Low flux dialysis
- Single-use low and high flux dialysis
- Plasmapheresis
- Hemoperfusion
- 4008 sc dialysis machines
- Sled in ITU/ICU with ARRT plus (coming soon)
- Hemodialysis with ultra-pure water
- Non invasive monitors with each bed
- Single needle haemodialysis

Peritoneal Dialysis

- CAPD Catheter Insertion
- CAPD Training

Ultra Modern Haemodialysis

Status indicator

EBM

Integrated card reader

IV pole

Front panel

What is Haemodialysis

Hemodialysis is a process by which blood is purified by taking it out of the body with the help of a machine and passing it through a **Dialyser** (Artificial Kidney). Blood is taken out of the body via a needle (A.V.F.). In the Dialyser, blood and dialyzing fluid flow on either side of a semi permeable membrane. This removes the toxic waste and excess water from the blood. The pure blood is returned to the body. This process of taking out and putting in the blood continues for 3-4 hours. The Dialysis has to be repeated at least 3 times a week, depending upon the patient's condition.

Kidney Transplantation

- PCR-based HLA Typing
- Cross Match (CDC), DSA Screen
- Virtual Cross Match (Luminex)
- Donor-specific Antibody (Luminex) - Single, Antigen, Cross Match
- Monitoring of BK Virus
- Adenovirus in Transplant

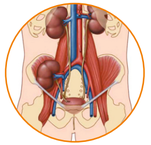

Kidney Biopsy with IF Staining, C4d Staining

- Biopsy report expected within 96 hours
- Immunological panel (ANA, ANCA, anti-GBM, C3, etc)

AAMI Standard RO purified ultrapure water treatment plant

Urological Operations

- **BPH MANAGEMENT**
  - State-of-the-art facility to manage this common disease affecting elderly population. Ultramodern laser treatment for prostate along with conventional microsurgery like TURP, Saline TURP (Plasma Kinetic Resection), HOLEP (Laser Prostrate Surgery)
- **STONE MANAGEMENT**

  Modern facility to manage Urinary Stone Disease:
  - **PCNL:** Percutaneous Nephrolithotomy is a minimally-invasive method whereby kidney stones are removed by establishing a keyhole tract to remove the stone from the kidney
  - **Uretero-renoscopy:** Endoscopic technique to break and remove ureteric stones by application of energy sources like pneumatic lithotripsy and laser lithotripsy
  - **RIRS (Retrograde Intra Renal Surgery):** The latest and ultra modern method to remove stones anywhere in the urinary tract, from the urethra to bladder, ureter or kidneys. It requires absolutely no holes anywhere - uses a HoYAG laser to powder and vapourise the stones
- **Uro-oncology Services**

  State of the art facilities for the management of :
  - **Renal Cancers -** Radical Nephrectomy (removal of the entire kidney). Partial Nephrectomy (removal of the cancer without complete removal of the kidney- a first of its kind in Jharkhand)
  - **Urethral Malignancies, Nephroureterectomy, Segmental Ureterectomy**
  - **Bladder Cancer -** TURBT, radical cystectomy, partial cystectomy, BCG and mitomycin therapy. Follow up cystoscopy rigid and flexible
  - **Urethral Cancer -** Urethrectomy, radical cystectomy
  - **Testicular Cancer -** High inguinal orchidectomy/ partial orchidectomy / RPLND

- **Prostrate cancer -** Radical prostatectomy
- **Penile cancer -** Partial penectomy, radical penectomy, B/L inguinal block dissection with TFL flap
- **Reconstructive urology -** Pyeloplasty, Iap pyeloplasty, VVF repair, hypospadias surgery, dj stenting, bladder reconstruction, urethroplasty
- **Andrology and male infertility** (1st of its kind in jharkhand)
- **Urodynamic study**
- **Imaging studies -** IVP, MCU, ASU (RGU), CT, CT angio, nephrostogram
- **Renal vascular surgery - AV fistula and AV grafting**
- **OPD - Nephrology, Urology**